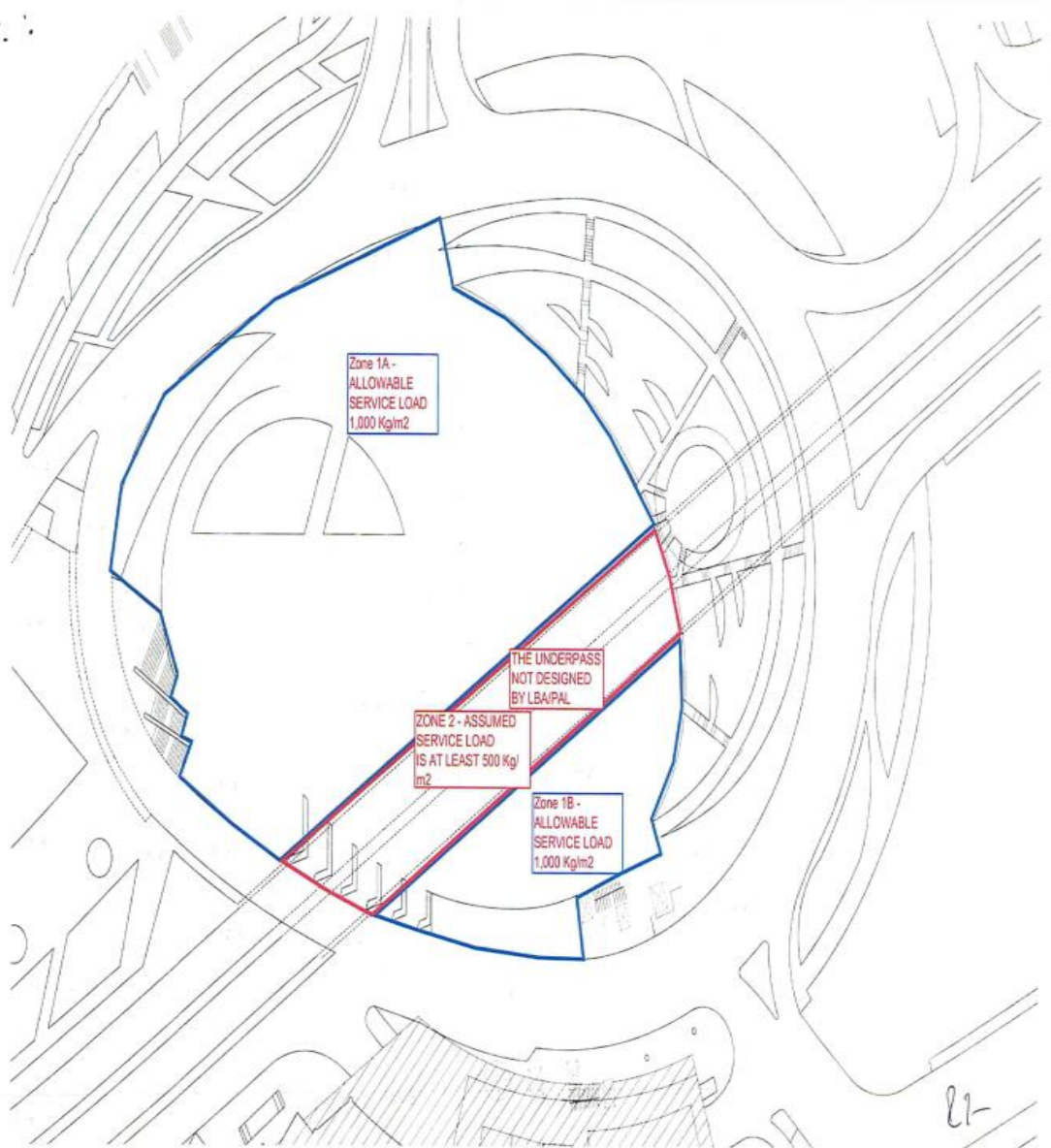


附件7 Anexo 7

西灣湖廣場之承載力：

Capacidade de carga da Praça do Lago Sai Van:

- ⊙ 1A 及 1B 區 - 每平方米為 1000 公斤
- ⊙ Zona 1A e 1B - 1000 kg por metro quadrado
- ⊙ 2 區 - 每平方米為 500 公斤
- ⊙ Zona 2 - 500 kg por metro quadrado



附件 7_圖 A

Anexo 7_Desenho A

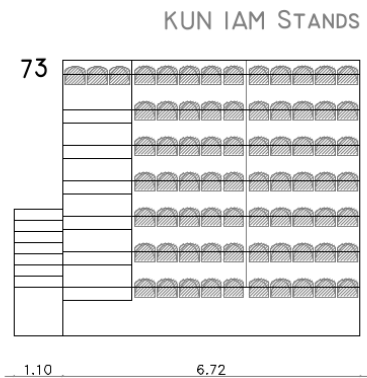
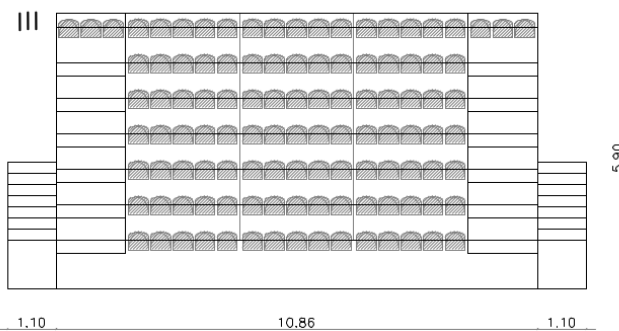
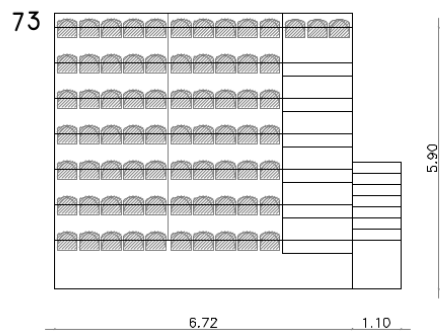
孫逸仙大馬路
Av. Dr. Sun Yat-Sen



附件 7_圖 B

Anexo 7_Desenho B


觀音蓮花苑前廣場 Praça defronte do Centro Ecuménico Kun lam



附件 7_圖 C

Anexo 7_Desenho C

澳門科學館前圓形地 Rotunda do Centro de Ciências de Macau



附件 7_圖 D

Anexo 7_Desenho D

青洲河邊馬路

Estrada Marginal da Ilha Verde

